

## Guidelines for Meter Pictures

This document serves as a guideline to help you provide us with clear pictures of the meters that you wish to connect with our pulse sensors. We will use these pictures to research the specs of your meters and provide you with tailored connection advice - this will include shipping the proper connection cables to you, if you wish to use this service.


### 1 Taking pictures of the (gas or water) meters

- (A) Take a clear picture of the **info plate or sticker** on each meter.
- (B) Take a clear picture of the **connector(s)** on each meter.
- (C) If there is one, take a clear picture of the **connection plate or sticker**.

Please make sure that the pictures are **readable** and contain all the information that is needed. Here are some good and some bad examples:

#### 1 (A) Info plate or sticker

##### Examples: Info plate

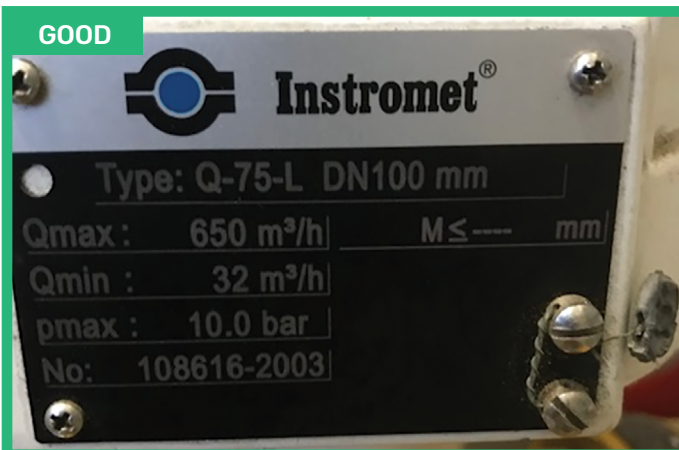


\*Good example of info plate.



\*Bad example of info plate.

##### Examples: Info sticker



\*Good example of info sticker.



\*Bad example of info sticker.

### 1 ( B ) Connector(s)

#### Examples: Connector(s)



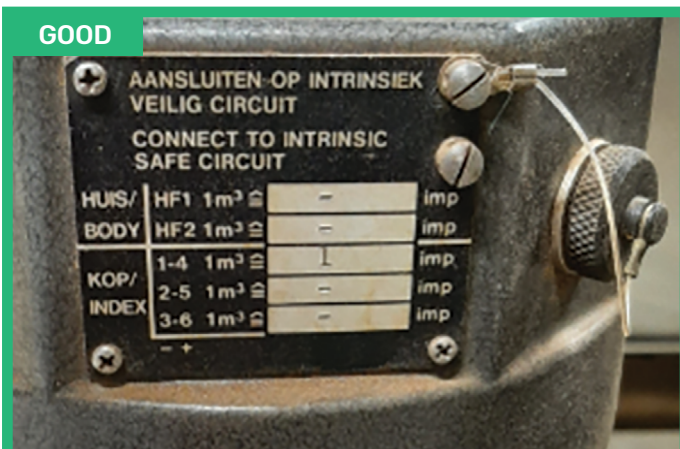
\*Good example of connector.



\*Bad example of connector.

### 1 ( C ) Connection plate or sticker - if available

#### Examples: Connection plate



\*Good example of connection plate.



\*Bad example of connection plate.

#### Examples: Connection sticker



\*Good example of connection sticker.



\*Bad example of connection sticker.



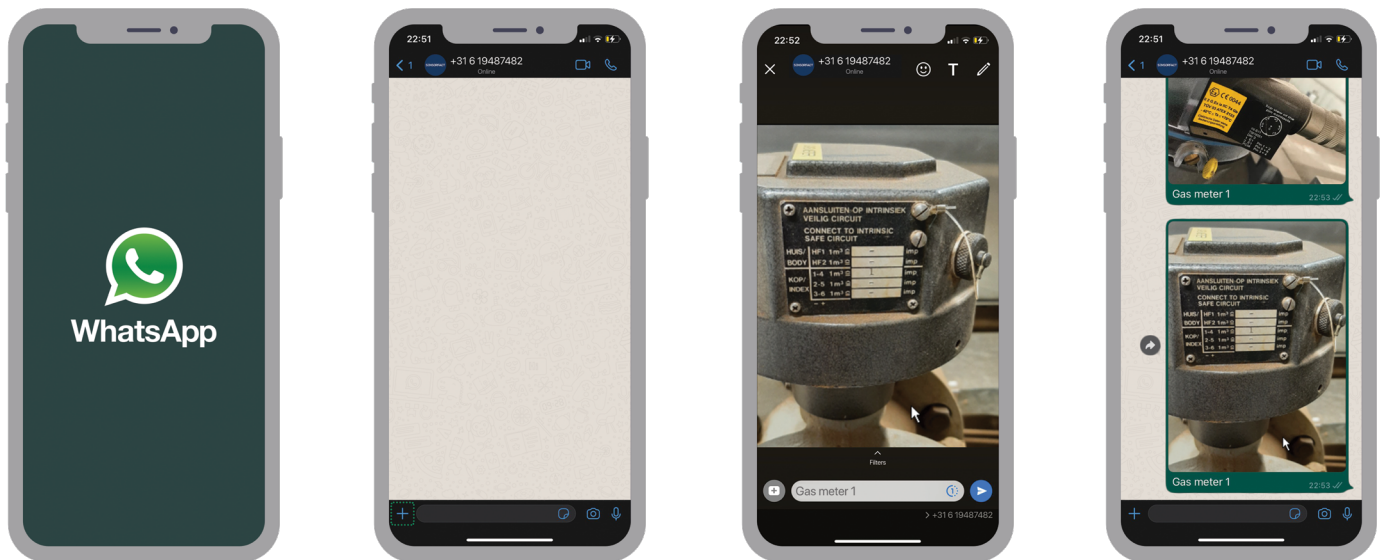
## 2 Send the pictures to our Whatsapp service.

Send the pictures to our **technical customer support Whatsapp\*** ([+316 194 874 82](https://wa.me/31619487482)).

It is important to supplement the picture of the gas meter with a unique number.

For example: "Gas meter 1".

For your own administration you may also add the location of the meter, for example "Gas meter 1 (hall 1)".



\*In case Whatsapp is not possible, send the pictures clear and uniquely numbered to [support@sensorfact.eu](mailto:support@sensorfact.eu).

## 3 Sensorfact connection advice.

If we have no further questions regarding the provided pictures, we will come back to you with our tailored connection advice.

If you need any further assistance, please contact us at [support@sensorfact.eu](mailto:support@sensorfact.eu).

Kind regards,  
The Sensorfact Team